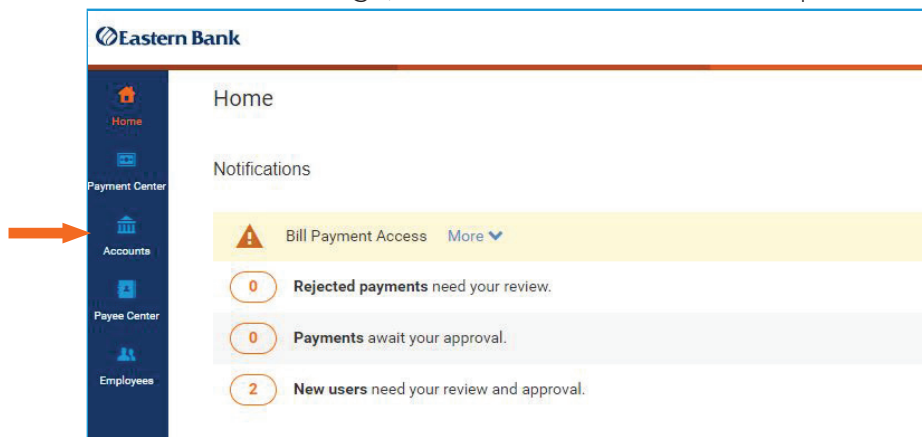


# How to Access Bill Payment in Eastern Business Banking

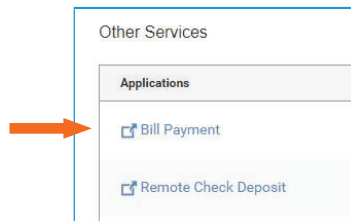
Welcome to your new Eastern Business Banking! Please note that the link to your Bill Payment Service is in a different location in Eastern Business Banking. Follow the steps below to find the Bill Payment link. Please do not use the Bill Payment Enrollment widget if you already use the service in OfficeConnect™.

## HOW TO ACCESS YOUR BILL PAYMENT SERVICE:

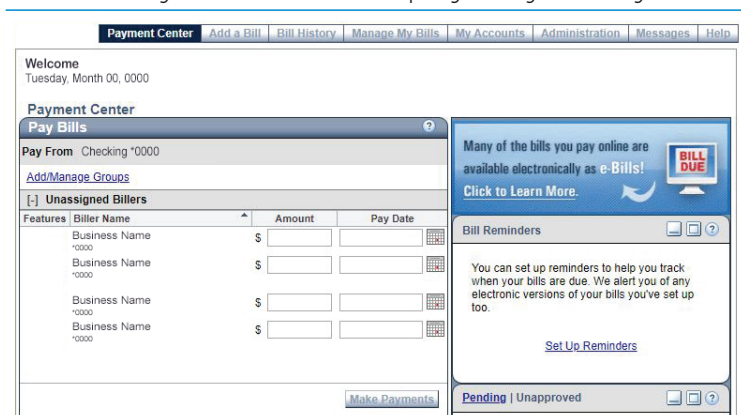
1. **Log in** to Eastern Business Banking. For help with your first time login, go to [easternbank.com/businessresources](http://easternbank.com/businessresources).
2. From the Home Page, select **Accounts** from the top left of the screen.



3. Scroll down to the **Other Services** widget and click **Bill Payment**.



4. Your Bill Payment service displays at your Payment Center screen.



## WE'RE HERE TO HELP!

If you need assistance during the login process, please call our Business Services Team at **1-800-333-8000**, Monday through Friday 8:00am – 6:00pm.